

Get Azure Storage Account Keys Action



This action is a wrapper for the Azure command line: [az storage account keys list](#). If you're having trouble using this action, or any of the Azure actions, please refer to the [Azure command line reference](#).

The Get Azure Storage Account Keys action is a [premium action](#) that can be used to list the primary and secondary keys for [storage account](#) on Azure. The resultant values are useful when providing storage account details which are required when creating, deleting or uploading storage containers, blobs, file shares, directories or files .

Get Azure Storage Account Keys

Get Azure Storage Account Keys ActionPremium

Get Azure Storage Account Keys

AuthenticationVariablesOptionsEnvironmentComments

Name

Get Azure Storage Account Keys []

Required Field

☒ Enabled

Working Folder

SWorkspace\$

Optional working folder for running the executable. Defaults to the workspace folder.

Authentication Actions

☒ Login☒ Logout

Choose whether to log in to Azure before running the command and logout after running the command.

Account Name

Name of storage account to query. [--account-name]

Resource Group

Name of the resource group the storage account is under. [--resource-group]

Subscription

Name or ID of the subscription. Leave blank for default. [--subscription]

Using

Azure.CLI.Default

☒ Validate

Save

Cancel

Help

Name

A friendly name for this action (will be displayed in the [actions workflow area](#)).

Enabled

Determines if this action will be run within the relevant stage.

Working Folder

The folder where the command line executable is run. This is optional and defaults to the workspace folder.

Authentication Actions

Generally you will need to log in to Azure before running this action and log out afterwards. If you have several Azure actions in a stage, you can avoid repeated logins by unchecking the Login action on all but the first Azure action and unchecking the Logout action on all but the last Azure action. The Authentication tab will be shown if either of these options is ticked.

Account Name

The name of the storage account to query. [--name]

Resource Group

The name of the resource group the storage account is under. [--resource-group]

Subscription

The name or ID of the subscription to use. If omitted the default subscription for your environment will be used. [--subscription]

Using

The version of the Azure command line to use. It is important that the agent has the correct version of the Azure command line installed for command provided.

The Using drop down is populated with any property collector whose namespace matches the pattern defined by the Create Azure Resource Group action. The pattern for this action is `^Azure.Cli.*`

If you create a property collector for this action, make sure you select the **Path Finder Plugin** type and give it a name that will match the pattern above in blue. Example names listed [here](#), search the table's Plugin column for "**Azure Command**".

For more in-depth explanations on property collectors see [Property Collectors](#).

Alternatively, you can select the **Custom** option from the Using drop down list and specify a path in the resulting input field that will be displayed. Please read [Why it's a good idea to use a property collector](#) before using this option.

Authentication

Get Azure Storage Account Keys Action

Premium

Get Azure Storage Account Keys

Authentication

Variables

Options

Environment

Comments



Required Field

☐ Sign in/out using service principal [login --service-principal]


Username


[login | logout --username]


Password




User's password [login --password]

 Validate

 Save

 Cancel

 Help

Sign in/out using service principal

Tick this to log in or out using a service principal instead of a username and password. An Azure service principal is an identity created for use with applications, hosted services, and automated tools to access Azure resources. This access is restricted by the roles assigned to the service principal, giving you control over which resources can be accessed and at which level. For security reasons, it's always recommended to use service principals with automated tools rather than allowing them to log in with a user identity. [login --service-principal]

Username / Password Authentication

Username

Enter a username to log into the Azure cloud. This is generally an email address. [login|logout --username]

Password

The password associated with the Azure username. [login --username]

Service Principal Authentication

Get Azure Storage Account Keys Action

Premium

Get Azure Storage Account Keys

Authentication

Variables

Options

Environment

Comments

Required Field

☒ Sign in/out using service principal [login --service-principal]

Name or URL

The URL or name associated with the service principal. [login | logout --username]

Client Secret or Certificate

Client secret or a pem file with key and public X509 certificate used to create the service principal. [login --password]

Tenant

acd5f022-23d6-4813-8ea7-65586a19cd38

The tenant associated with the service principal, as either an .onmicrosoft.com domain or Azure object ID. [login --tenant]

☐ Use certificate SN issuer [login --use-cert-sn-issuer]

Validate

Save

Cancel

Help

Name or URL

Enter the application name or the URL associated with the service principal. [login --service-principal --username]

Client Secret or Certificate

Enter the service principal password, or the path to a X509 certificate used to create the service principal in PEM format. [login --service-principal --password]

Tenant

Enter the tenant associated with the service principal, as either an [.onmicrosoft.com](https://onmicrosoft.com) domain or Azure object ID. [login --service-principal --tenant]

Use certificate SN issuer

Tick to support automatic certificate rollovers with service principals configured with Subject Name and Issuer Authentication. [login --use-cert-sn-issuer]

Variables

Get Azure Storage Account Keys ActionPremium

Get Azure Storage Account KeysAuthenticationVariablesOptionsEnvironmentComments

Required Field

Primary Key

No variables exist for this configuration.

Select the name of the build variable to set with the value of the primary storage account key.

Secondary Key

No variables exist for this configuration.

Select the name of the build variable to set with the value of the secondary storage account key.

Validate

SaveCancelHelp

Primary Key

Select the name of the build variable to set with the value of the primary storage account key.

Secondary Key

Select the name of the build variable to set with the value of the secondary storage account key.

Options

Get Azure Storage Account Keys Action

Premium

Get Azure Storage Account Keys

Authentication

Variables

Options

Environment

Comments

Required Field

Log Level

Normal

Timeout (in seconds)

0

How long to wait for the action to finish running before timing out. Leaving this blank (or zero) will default to 86400 seconds (24 hours).

No Response Timeout (in seconds)

0

How many seconds to wait for the Azure commands to respond with output before timing out. Leave zero to wait until the main timeout.

☐ Treat failure as warning

Tick to continue build on failure marking the action with a warning status.

☐ Ignore warnings

Validate

Save

Cancel

Help

Log Level

The amount of information detail to display in the build log.

Timeout (in seconds)

How long to wait for the action to finish running before timing out. Leaving this blank (or zero) will default to 86400 seconds (24 hours).

No Response Timeout (in seconds)

How many seconds to wait for the Azure commands to respond with output before timing out. Leave zero to wait until the main timeout.

Treat failure as warning

Tick to continue build on failure marking the action with a warning status.

Ignore warnings

If this is ticked, any warnings logged will not mark the action with a warning status.

Environment

Get Azure Storage Account Keys Action

Premium

Get Azure Storage Account Keys

Authentication

Variables

Options

Environment

Comments

Environment Variables

variable_name=variable_value

Required Field

Specify one name & value pair per line.

☒ Log environment variables

☐ Generate system environment variables

Tick this to set new environment variables prefixed with 'ContinuaCI.' for system objects and variables.

Validate

Save

Cancel

Help

Environment Variables

Multiple environment variables can be defined - one per line. These are set before the command line is run.

Log environment variables

If this is ticked, environment variable values are written to the build log.

Generate system environment variables

Tick this checkbox to set up a list of new environment variables prefixed with 'ContinuaCI.' for all current system expression objects and variables.

Mask sensitive variable values in system environment variables

This checkbox is visible only if the 'Generate system environment variables' checkbox is ticked.

If this is ticked, the values of any variables marked as sensitive will be masked with **** when setting system environment variables. Clear this to expose the values.