

Delete Azure Blob Action

 This action is a wrapper for the Azure command lines: [az storage blob delete](#) | [az storage blob delete-batch](#). If you're having trouble using this action, or any of the Azure actions, please refer to the [Azure command line reference](#).

The Delete Azure Blob action is a [premium action](#) that can be used to recursively delete blobs from a [blob storage](#) container on Azure.

See also [Azure Blob Upload Action](#)

Delete Azure Blob

Delete Azure Blob ActionPremium

Delete Azure Blob

Authentication

Storage Account

Settings

Conditions

Options

Environment

Comments

Name


Delete Azure Blob []

Required Field

☒ Enabled

Working Folder

SWorkspaceS



Optional working folder for running the executable. Defaults to the workspace folder.


Authentication Actions

☒ Login ☒ Logout

Choose whether to log in to Azure before running the command and logout after running the command.


☐ Batch delete all blobs in container matching pattern

Blob Name



The name of the blob to delete. [--name]


Container Name





The source blob container which the blobs will be deleted from. [--container-name | --source]


Using

Azure.CLI.Default

 Validate

 Save

 Cancel

 Help

Name

A friendly name for this action (will be displayed in the [actions workflow area](#)).

Enabled

Determines if this action will be run within the relevant stage.

Working Folder

The folder where the command line executable is run. This is optional and defaults to the workspace folder.

Authentication Actions

Generally you will need to log in to Azure before running this action and log out afterwards. If you have several Azure actions in a stage, you can avoid repeated logins by unchecking the Login action on all but the first Azure action and unchecking the Logout action on all but the last Azure action. The Authentication tab will be shown if either of these options is ticked.

Batch delete all blobs in container matching pattern

Specifies whether one or multiple blobs are to be deleted from the blob container.

Blob Name

This field is visible only if the 'Batch delete all blobs in container matching pattern' checkbox is not ticked.

The name of the blob to delete. [--name]

Container Name

The source blob container which the blobs will be deleted from. [--container-name | --source]

Pattern

This field is visible only if the 'Batch delete all blobs in container matching pattern' checkbox is ticked.

A globbing pattern used to select blobs in the container.

Using

The version of the Azure command line to use. It is important that the agent has the correct version of the Azure command line installed for command provided.

The Using drop down is populated with any property collector whose namespace matches the pattern defined by the Create Azure Resource Group action. The pattern for this action is `^Azure.Cli.*`

If you create a property collector for this action, make sure you select the **Path Finder Plugin** type and give it a name that will match the pattern above in blue. Example names listed [here](#), search the table's Plugin column for **"Azure Command"**.

For more in-depth explanations on property collectors see [Property Collectors](#).

Alternatively, you can select the **Custom** option from the Using drop down list and specify a path in the resulting input field that will be displayed. Please read [Why it's a good idea to use a property collector](#) before using this option.

Authentication

Delete Azure Blob ActionPremium

Delete Azure BlobAuthenticationStorage AccountSettingsConditionsOptionsEnvironmentComments

Required Field

☐ Sign in/out using service principal [login --service-principal]

Username

[login | logout --username]

Password

User's password [login --password]

Validate

Save

Cancel

Help

Sign in/out using service principal

Tick this to log in or out using a service principal instead of a username and password. An Azure service principal is an identity created for use with applications, hosted services, and automated tools to access Azure resources. This access is restricted by the roles assigned to the service principal, giving you control over which resources can be accessed and at which level. For security reasons, it's always recommended to use service principals with automated tools rather than allowing them to log in with a user identity. [login --service-principal]

[Username / Password Authentication](#)

Username

Enter a username to log into the Azure cloud. This is generally an email address. [login|logout --username]

Password

The password associated with the Azure username. [login --username]

[Service Principal Authentication](#)

Delete Azure Blob ActionPremium

Delete Azure BlobAuthenticationStorage AccountSettingsConditionsOptionsEnvironmentComments

Required Field

☒ Sign in/out using service principal [login --service-principal]

Name or URL

The URL or name associated with the service principal. [login |logout --username]

Client Secret or Certificate

Client secret or a pem file with key and public X509 certificate used to create the service principal. [login --password]

Tenant

acd5f022-23d6-4813-8ea7-65586a19cd38

The tenant associated with the service principal, as either an .onmicrosoft.com domain or Azure object ID. [login --tenant]

☐ Use certificate SN issuer [login --use-cert-sn-issuer]

Validate

SaveCancelHelp

Name or URL

Enter the application name or the URL associated with the service principal. [login --service-principal --username]

Client Secret or Certificate

Enter the service principal password, or the path to a X509 certificate used to create the service principal in PEM format. [login --service-principal --password]

Tenant

Enter the tenant associated with the service principal, as either an [.onmicrosoft.com](#) domain or Azure object ID. [login --service-principal --tenant]

Use certificate SN issuer

Tick to support automatic certificate rollovers with service principals configured with Subject Name and Issuer Authentication. [login --use-cert-sn-issuer]

Storage Account

Delete Azure Blob ActionPremium

Delete Azure BlobAuthenticationStorage AccountSettingsConditionsOptionsEnvironmentComments

Required Field

☐ Use connection string

Account Name

The name of your storage account. [--account-name]

?

☐ Use Shared Access Signature (SAS) token

Account Key

The primary or secondary access key for your storage account. [--account-key]

Validate

SaveCancelHelp

Use connection string

If this is ticked, a connection string is used.

Connection String

This field is visible only if the **Use Connection String** checkbox is ticked.

The connection string for your storage account. [--connection-string]

Account Name

The name of your storage account. [--account-name]

Use Shared Access Signature (SAS) token

If this is ticked, a shared access signature (SAS) token is used.

SAS Token

This field is visible only if the **Use Shared Access Signature (SAS) token** checkbox is ticked.

Enter a shared access signature token. A [shared access signature \(SAS\)](#) provides you with a way to grant limited access to objects in your storage account to other clients, without exposing your account key. This is used in conjunction with storage account name. [--sas-token]

Account Key

The primary or secondary [access key](#) for your storage account. [--account-key]

You can get these keys into variables using the [Get Azure Storage Account Keys Action](#).

Settings

Delete Azure Blob ActionPremium

Delete Azure BlobAuthenticationStorage AccountSettingsConditionsOptionsEnvironmentComments

Required Field

Snapshot

2019-04-01T03:26:24.97Z

The exact snapshot date time in the format yyyy-MM-dd'T'hh:mm:ss.ffffff'Z' identifying the snapshot to delete. [--snapshot]

Lease ID

d25ea45d-b0fe-44fd-bc25-ae1c59756c30

ID of a lease on the blob. Required if the blob has an active lease. [--lease-id]

Snapshot Deletion Option

No snapshots

If the blob to delete has snapshots, you must choose whether you want to include the snapshots when deleting the blob or only delete the snapshots. [--delete-snapshots]

Command Timeout (in seconds)

0

The time in seconds to wait for the blob to be deleted. Leave zero to wait until complete. [--timeout]

Subscription

Name or ID of the subscription. Leave blank for default. [--subscription]

Validate

Save

Cancel

Help

Snapshot

The exact snapshot date time in the format yyyy-MM-dd'T'hh:mm:ss.ffffff'Z' identifying the snapshot to delete. [--snapshot]

Lease ID

The ID of a lease on the blob. Required if the blob has an active lease. [--lease-id]

Snapshot Deletion Option

If the blob to delete has snapshots, you must choose whether you want to include the snapshots when deleting the blob or only delete the snapshots. [--delete-snapshots]

Command Timeout (in seconds)

The time in seconds to wait for the storage container to be created. Leave zero to wait until complete. [--timeout]

Subscription

The name or ID of the subscription to use. If omitted the default subscription for your environment will be used. [--subscription]

Conditions

Delete Azure Blob ActionPremium

Delete Azure BlobAuthenticationStorage AccountSettingsConditionsOptionsEnvironmentComments

Required Field

Content ETag To Allow0x8D68BF106F886B1

Only allow deletion of blobs with a matching ETag. [--if-match]

Content ETag To Disallow0x8D68BF106F886B2

Only allow deletion of blobs with ETags which do not match the specified value. [--if-none-match]

☐ Only if modified since

Only allow deletion of blobs which have been modified since the specified date and time. [--if-modified-since]

☐ Only if unmodified since

Only allow deletion of blobs which have NOT been modified since the specified date and time. [--if-unmodified-since]

Validate

Save

Cancel

Help

Content ETag To Allow

Only allow deletion of blobs with a matching ETag. [--if-match]

Content ETag To Disallow

Only allow deletion of blobs with ETags which do not match the specified value. [--if-none-match]

Only if modified since

Only allow deletion of blobs which have been modified since the specified date and time. [--if-modified-since]

Only if unmodified since

Only allow deletion of blobs which have NOT been modified since the specified date and time. [--if-unmodified-since]

Options

Delete Azure Blob ActionPremium

Delete Azure BlobAuthenticationStorage AccountSettingsConditionsOptionsEnvironmentComments

Required Field

Log LevelNormal

Timeout (in seconds)0

How long to wait for the action to finish running before timing out. Leaving this blank (or zero) will default to 86400 seconds (24 hours).

No Response Timeout (in seconds)0

How many seconds to wait for the Azure commands to respond with output before timing out. Leave zero to wait until the main timeout.

☐ Treat failure as warning

Tick to continue build on failure marking the action with a warning status.

☐ Ignore warnings

Validate

SaveCancelHelp

Log Level

The amount of information detail to display in the build log.

Timeout (in seconds)

How long to wait for the action to finish running before timing out. Leaving this blank (or zero) will default to 86400 seconds (24 hours).

No Response Timeout (in seconds)

How many seconds to wait for the Azure commands to respond with output before timing out. Leave zero to wait until the main timeout.

Treat failure as warning

Tick to continue build on failure marking the action with a warning status.

Ignore warnings

If this is ticked, any warnings logged will not mark the action with a warning status.

Environment

Delete Azure Blob ActionPremium

Delete Azure BlobAuthenticationStorage AccountSettingsConditionsOptionsEnvironmentComments

Environment Variables

variable_name=variable_value

Required Field

Specify one name & value pair per line.

☒ Log environment variables

☐ Generate system environment variables

Tick this to set new environment variables prefixed with 'ContinuaCI.' for system objects and variables.

Validate

Save

Cancel

Help

Environment Variables

Multiple environment variables can be defined - one per line. These are set before the command line is run.

Log environment variables

If this is ticked, environment variable values are written to the build log.

Generate system environment variables

Tick this checkbox to set up a list of new environment variables prefixed with 'ContinuaCI.' for all current system expression objects and variables.

Mask sensitive variable values in system environment variables

This checkbox is visible only if the 'Generate system environment variables' checkbox is ticked.

If this is ticked, the values of any variables marked as sensitive will be masked with **** when setting system environment variables. Clear this to expose the values.