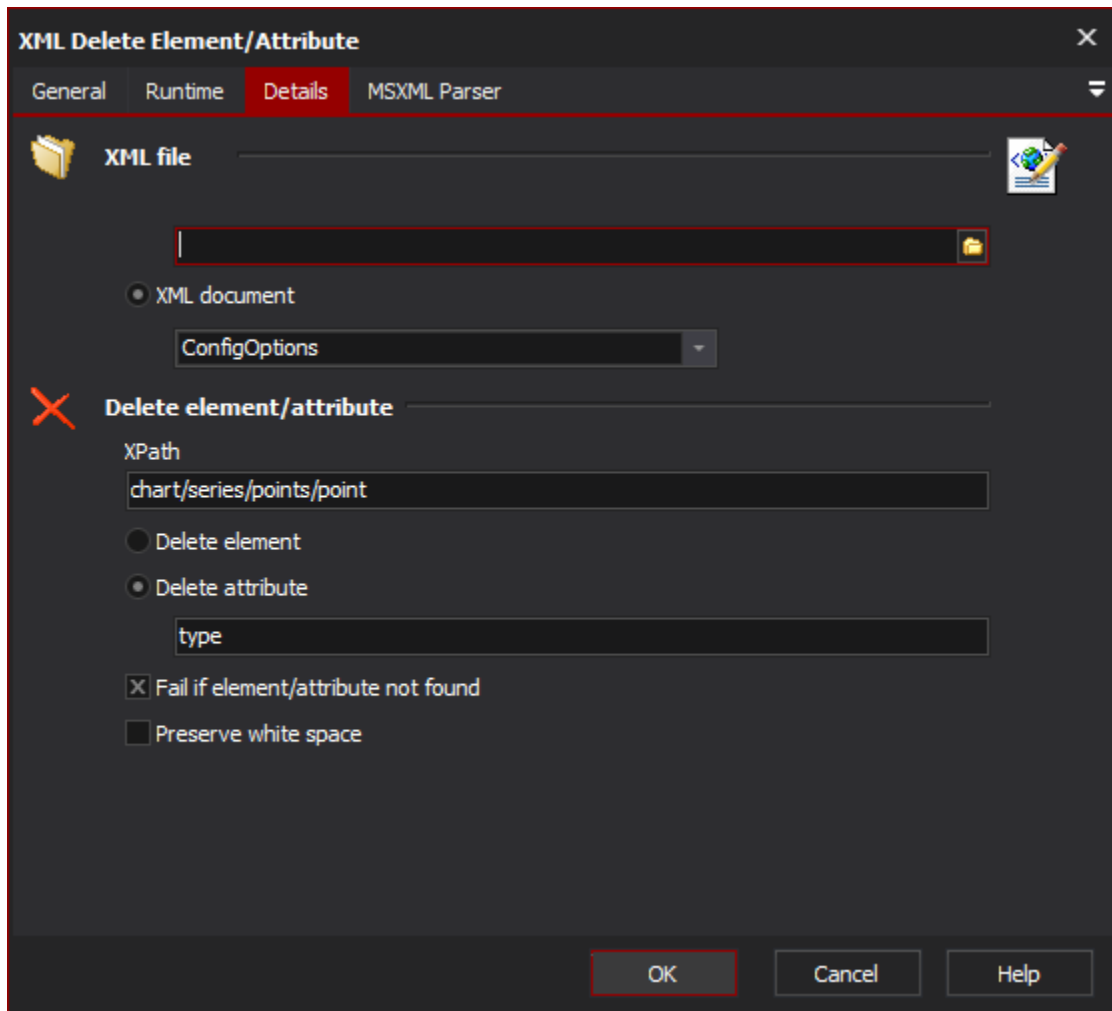



Delete XML Element or Attribute Action

This action allows you to delete a single node or attribute in an XML document. If you want to delete a node list (ie. a list of nodes selected by an xpath query, then use the [Delete XML Nodes Action](#) action).




XML Delete Element/Attribute

General Runtime **Details** MSXML Parser

XML file 

☒ XML document

ConfigOptions

 **Delete element/attribute**

XPath

chart/series/points/point

☐ Delete element

☒ Delete attribute

type

☒ Fail if element/attribute not found

☐ Preserve white space

OK Cancel Help

XML File

Specify a xml file, or an XML Document object.

XPath

The xpath statement which specifies the node

Delete Element

The first node selected by the xpath will be deleted if this option is chosen

Delete Attribute

The attribute of the node selected by the xpath will be deleted if this option is chosen

Fail if Element/Attribute not found

The action will fail if the specified node or attribute is not found

Preserve WhiteSpace

Whitespace in the specified xml source file is preserved when the file is written to disk

MSXML Parser Page

Allows you to set some options to be used when the parser loads the XML. See the [XML Parser Options](#) topic for details.