

# Delete FTP Directory Action - [IIS 6]

[Automise Professional Edition]

## Server


Delete IIS 6 FTP Directory

General

Runtime


Server

Directory

 **IIS server**

☒ Use global server settings from IIS FTP options

Server:

 **Authentication**

☒ Use global credentials from IIS Options

☐ Use these credentials:

User name:

Password:

(Leave both blank to use current Windows authentication)

OK

Cancel

Help

## IIS Server

Use global server settings from IIS FTP options

Server

## Authentication

Use global credentials from IIS options

Use these credentials


Username

Password

## Directory


**Delete IIS 6 FTP Directory** [X]

General Runtime Server **Directory** [v]

 **FTP site**

☐ Index: 1 [up/down] [Connect and update]

☒ Name: WikiImages [v] ☐ Update automatically

 **Directory**

Virtual FTP directory:  
root/wiki/images [v]

☐ Fail if does not exist

[OK] [Cancel] [Help]

## FTP Site

Index

Name

## Directory

### Virtual FTP Directory

Choose the FTP directory to delete. Click "Connect and update" to have a list of existing virtual directories loaded into the combo box.

### Fail if does not exist

Check this box if you want the action to fail should the specified directory not exist.