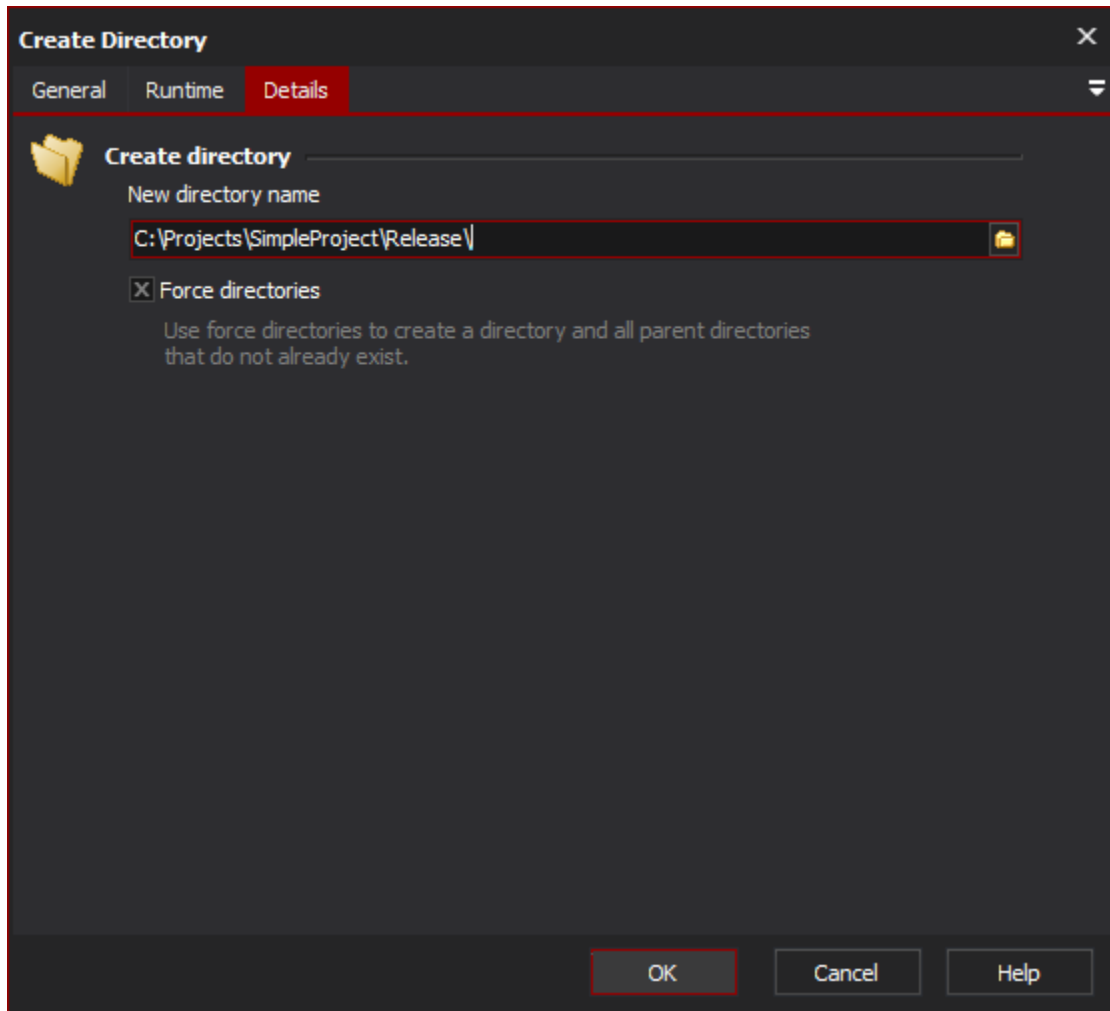


Create Directory Action

This action will create the specified directory, if the specified directory already exists then the action will not do anything.


Details




The screenshot shows a 'Create Directory' dialog box with three tabs: 'General', 'Runtime', and 'Details'. The 'Details' tab is selected. It features a folder icon, a text field for 'New directory name' containing 'C:\Projects\SimpleProject\Release\' with a folder icon on the right, and a checked checkbox for 'Force directories'. Below the checkbox is a descriptive text: 'Use force directories to create a directory and all parent directories that do not already exist.' At the bottom are 'OK', 'Cancel', and 'Help' buttons.

Create Directory

General Runtime **Details**

 **Create directory**

New directory name

C:\Projects\SimpleProject\Release\ 

☒ **Force directories**

Use force directories to create a directory and all parent directories that do not already exist.

OK Cancel Help

Create directory

New directory name

The full path to the new directory name to create.

Force Directories

Select this option to create a directory and all parent directories that do not already exist. By default trying to create a directory whose parent directory does not exist will cause the action to fail.