


# NuGet Update Action

 The NuGet actions in Continua are a wrapper around the nuget command line. If you're having trouble using any of the NuGet actions, please refer to the [Command Line Reference](#).

The NuGet Update action is used to update the Nuget packages to the latest version.

## NuGet Update

NuGet Update Action

NuGet Update

Download

Build

Settings

Options

Environment

Comments

Required Field

Name


NuGet Update []

☒ Enabled

Configuration or Solution File

\$Source.YourRepo\$\project\solution.sln


...



The path and file name to a packages.config, project or solution file that lists the project's dependencies.

Repository Path


\$Source.YourRepo\$\project\packages



Path to the local packages folder (location where packages are installed). Leave blank to use a 'Packages' subfolder under the directory of the configuration or solution file. [-RepositoryPath]

Packages

package1,package2




Comma separated list of IDs for the packages to update. By default, all packages are updated. [-Id]


Command Line Version


Latest ▾


Using

NuGet.Default ▾

 Validate

 Save

 Cancel

 Help

### Name

A friendly name for this action (will be displayed in the [actions workflow area](#)).

### Enabled

Determines if this action will be run within the relevant stage.

### Configuration or Solution File

The path and file name to a packages.config, project or solution file that lists the project's dependencies.

### Repository Path

The path to the local packages folder (location where packages are installed). Leave blank to use a 'Packages' subfolder under the directory of the configuration or solution file. [-RepositoryPath]

### Packages

A comma separated list of IDs for the packages to update. By default, all packages are updated. [-Id]

### Command Line Version

Select the version of the NuGet command line that is installed on the agent. Some other settings and options may be unavailable depending which the command line version is selected.

## Using

The Using drop down is populated with any property collector whose namespace matches the pattern defined by the NuGet Update action. The pattern for this action is `^NuGet.*`

If you create a property collector for this action, make sure you select the **Path Finder Plugin** type and give it a name that will match the pattern above in blue. Example names listed [here](#), search the table's Plugin column for "NuGet Update".

For more in-depth explanations on property collectors see [Property Collectors](#).

Alternatively, you can select the **Custom** option from the Using drop down list and specify a path in the resulting input field that will be displayed. Please read [Why it's a good idea to use a property collector](#) before using this option.

## Downloads

NuGet Update Action

NuGet Update

Download

Build

Settings

Options

Environment

Comments

Sources

Required Field

A list of package source feeds to use. One source per line. [-Source]

File Conflict Action

None

The action to take, when asked to overwrite or ignore existing files referenced by the project. [-FileConflictAction]

Validate

Save

Cancel

Help

### Sources

An optional list of NuGet Feed package sources to search for updates (the default source location is [nuget.org](#)). [-Source]

### File Conflict Action

The action to take, when asked to overwrite or ignore existing files referenced by the project: Overwrite, Ignore, None. [-FileConflictAction]

## Build

NuGet Update Action

NuGet Update

Download

Build

Settings

Options

Environment

Comments

MSBuild Version

15.9

Required Field

✓

The version of MSBuild use with this command. Leave blank to default to the MSBuild executable in your path, or otherwise the highest installed version of MSBuild. [-MSBuildVersion]

MSBuild Path

\$Agent.MSBuild.16.0.Path\$

✓

The path to the MSBuild executable to use with the command. This takes precedence over the MSBuild Version. [-MSBuildPath]

✓ Validate

Save

Cancel

Help

## MSBuild Version

The version of MSBuild to use with this command. Leave blank to default to the MSBuild executable in your path, or otherwise the highest installed version of MSBuild. [-MSBuildVersion]

## MSBuild Path

The path to the MSBuild executable to use with the command. This takes precedence over the MSBuild Version. [-MSBuildPath]

## Settings

NuGet Update Action

NuGet Update

Download

Build

Settings

Options

Environment

Comments

Required Field

Configuration File

C:\Program Files\MyApp\nuget.config

...

✓

A specific NuGet configuration file to use. If omitted, %appdata%\NuGet\nuget.config is used. [-ConfigFile]

Version

1.2.3

?

✓

The version of the package to update to. [-Version]

☐ Safe mode.

Only install updates where the highest version available is within the same major and minor version as the installed package. [-Safe]

☐ Also update NuGet.exe to the latest version. [-Self]

☐ Install pre-release packages. [-PreRelease]

?

✓ Validate

Save

Cancel

Help

Configuration File

The NuGet configuration file. If not specified, the file %AppData%\NuGet\NuGet.config is used. [-ConfigFile]

Version

The version of the package to update to. [-Version]

Safe mode

Tick this to look for updates with the highest version available within the same major and minor version as the installed package. [-Safe]

Also update NuGet.exe

Tick this update the running NuGet.exe to the newest version available from the server. You need to ensure that the user running the Agent service has the correct permissions to do this. [-Self]

Install prerelease packages

Allows updating to prerelease versions. This flag is not required when updating prerelease packages that are already installed. [-PreRelease]

Options

NuGet Update Action

NuGet Update

Download

Build

Settings

Options

Environment

Comments

Required Field

Verbosity

Normal

☐ Force English output

Forces the command line to run using an invariant, English-based culture. [-ForceEnglishOutput]

Timeout (in seconds)

0

How long to wait for the action to finish running before timing out. Leaving this blank (or zero) will default to 86400 seconds (24 hours).

☐ Treat failure as warning

Tick to continue build on failure marking the action with a warning status.

☐ Ignore warnings

Validate

Save

Cancel

Help

## Verbosity

How much information should the command line output? [-Verbosity]

## Force English output

Forces the command line to run using an invariant, English-based culture. [-ForceEnglishOutput]

## Timeout (in seconds)

How long to wait for the action to finish running before timing out. Leaving this blank (or zero) will default to 86400 seconds (24 hours).

## Treat failure as warning

Tick to continue build on failure marking the action with a warning status.

## Ignore warnings

If this is ticked, any warnings logged will not mark the action with a warning status.

## Environment

NuGet Update Action

NuGet Update

Download

Build

Settings

Options

Environment

Comments

Environment Variables

Required Field

variable\_name=variable\_value

Specify one name & value pair per line.

☒ Log environment variables

☐ Generate system environment variables

Tick this to set new environment variables prefixed with 'ContinuaCI.' for system objects and variables.

Validate

Save

Cancel

Help

## Environment Variables

Multiple environment variables can be defined - one per line. These are set before the command line is run.

## Log environment variables

If this is ticked, environment variable values are written to the build log.

## Generate system environment variables

Tick this checkbox to set up a list of new environment variables prefixed with 'ContinuaCI.' for all current system expression objects and variables.

## Mask sensitive variable values in system environment variables

This checkbox is visible only if the 'Generate system environment variables' checkbox is ticked.

If this is ticked, the values of any variables marked as sensitive will be masked with \*\*\*\* when setting system environment variables. Clear this to expose the values.