

VMWare

The VMWare actions use the VMRun command line utility to control virtual machines either on a VMWare Server installation or VMWare Workstation.


VMWare - Execute Guest Command

General

Runtime

Connection

Guest Options


 **Guest credentials**

Virtual machine

%VMName%

Username

Password

 **Guest command**

Command

Run a program in Guest OS

Arguments

Argument Name	Value
Path	C:\Scripts\PerformUpdates.bat
Arguments	

Set variable to output


OK

Cancel

Help

VMWare - Execute Guest Command [X]


General Runtime **Connection** Guest Options [v]

 **Connection options**

Host type
VMWare Server 2

Host name
[]
Leave blank for localhost, use format 'https://<IP Address>:<port>/sdk' for VMWare Server 2.

Host port
0
Default port is 902, use 0 for localhost; ignored when connecting to VMWare Server 2.

 **Authentication**

Username
[]
Leave blank to authenticate as current user when connecting to the local machine.

Password
[]

[OK] [Cancel] [Help]

Host Type

The type of host that actions will be connecting to, the possible values include VMWare Server 1, VMWare Server 2 or Workstation.

Host Name

The name of the machine where the VMWare host is located, use localhost if you are connecting to an instance on the local machine.

Host Port

The port which the VMWare instance has been configured to use, when connecting to a VMWare Server 2 instance you do not need to specify a port as it's specified within the Host Name.