

# VS.NET Setup & Deployment Project Updater Action

The VS.NET Setup & Deployment Project Updater Action allows you to edit the metadata contained in Visual Studio Setup and Deployment project files (.vdproj)

To build .vdproj project files, use the [Build VS.NET Solution](#) action.


VS.NET Setup & Deployment Project Updater

General


Runtime

Project Options

Additional Options

Project file options

Existing file path  
C:\Projects\SimpleProject\SimpleProject.vdproj

Deployment project properties

Product name  
Simple Project

Product version  
1.0.0.0  
☒ Pad version number to match ##.##.####

Product code (Guid)  
BB4FFAAB-9608-4C75-9BDA-946B4E62B0F

Package code (Guid)  
BB4FFAAB-9608-4C75-9BDA-946B4E62B0F

Upgrade code (Guid)  
359C5212-9198-49AE-9FF6-7C2CB9B7E1D

Keywords  
Simple Project Jets

☐ Restart WWW service

☐ Install for all users

☐ Remove previous versions

OK

Cancel

Help

On this page:



This action was formerly titled the Microsoft Deployment Project action.

## Project Options

### Project File Options

#### Existing File Path

The full path to the deployment project file to update.

## Deployment Project Properties

All of these properties are available to update. Any field left blank will not be updated. In the example shown above, only the Product Version will be updated.

### Product Name

The name of the product. This value will be used within the installer to make reference to your product.

### Product Version

The version of the product. The version number format must be `##.##.####`; for example 1.0.453

### Pad version number to match

If you check the box then the action will try to modify the version number so it can be used. For example, "1.0.3" will become "01.00.003".

### Product Code

A Guid used to identify a product release. Windows Installer requires that each installed product has a unique ID.

### Package Code

A GUID used to identify the MSI package.

### Upgrade Code

The GUID used for upgrade the MSI package.

### Keywords

The keywords the deployment will be referenced against.

### Restart WWW Service

Check this box if the built installer needs to restart the WWW Service after the install runs.

### Remove Previous Versions

Check this box to remove any previous versions when the built product is installed.


### Install for All Users

If this box is checked, the installer show Install for All Users as the default choice. Otherwise, Install for Current User is the default choice.

## Additional Options

VS.NET Setup & Deployment Project Updater

General Runtime Project Options **Additional Options**

 **Deployment project properties**

Title  
Once A Prince

Subject  
Then A Duke

Manufacturer  
Now A Knight

Contact  
Next A Mr

Support URL  
<http://www.HowToKnightAKing.com/Support>

Comments  
You have read too much into this

OK Cancel Help

## Deployment Project Properties

### Title

The string to be displayed for the products title.

### Subject

The string to be displayed as the products subject.

### Manufacturer

The string to be displayed representing the products manufacture.

### Contact

The string to be displayed as the products contact information.

### Support URL

The string to be displayed as the URL to the products support webpage.

### Comments

The string to be displayed as general comments about the product.