

Delete Virtual Directory Action - [IIS 7]

The Delete Virtual Directory (IIS 7) action enables you to delete an existing virtual directory from a website.

Server

Delete Virtual Directory (IIS 7)


General

Runtime

Server

Website Options

Virtual Directory Options


 **IIS server (IIS 7)**

☒ Use the hostname specified in the global IIS options.

☐ Provide the hostname of the IIS server.

Hostname:

Leave blank to connect to the local machine.

 **Credentials (IIS 7)**

☒ Use the credentials specified in the global IIS options.

☐ Provide the credentials to the IIS server.

Username:

Leave blank to use the credentials of the logged in user.

Password:

OK

Cancel

Help

IIS server

Use the hostname specified in the global IIS options

Provide the hostname of the IIS server

Credentials

Use the credentials specified in the global IIS options

Provide the credentials to the IIS server


Username

Password

Website Options

Delete Virtual Directory (IIS 7) [X]

General Runtime Server **Website Options** Virtual Directory Options [v]

 **Website** _____

☐ Website index

☒ Website name
Wiki _____

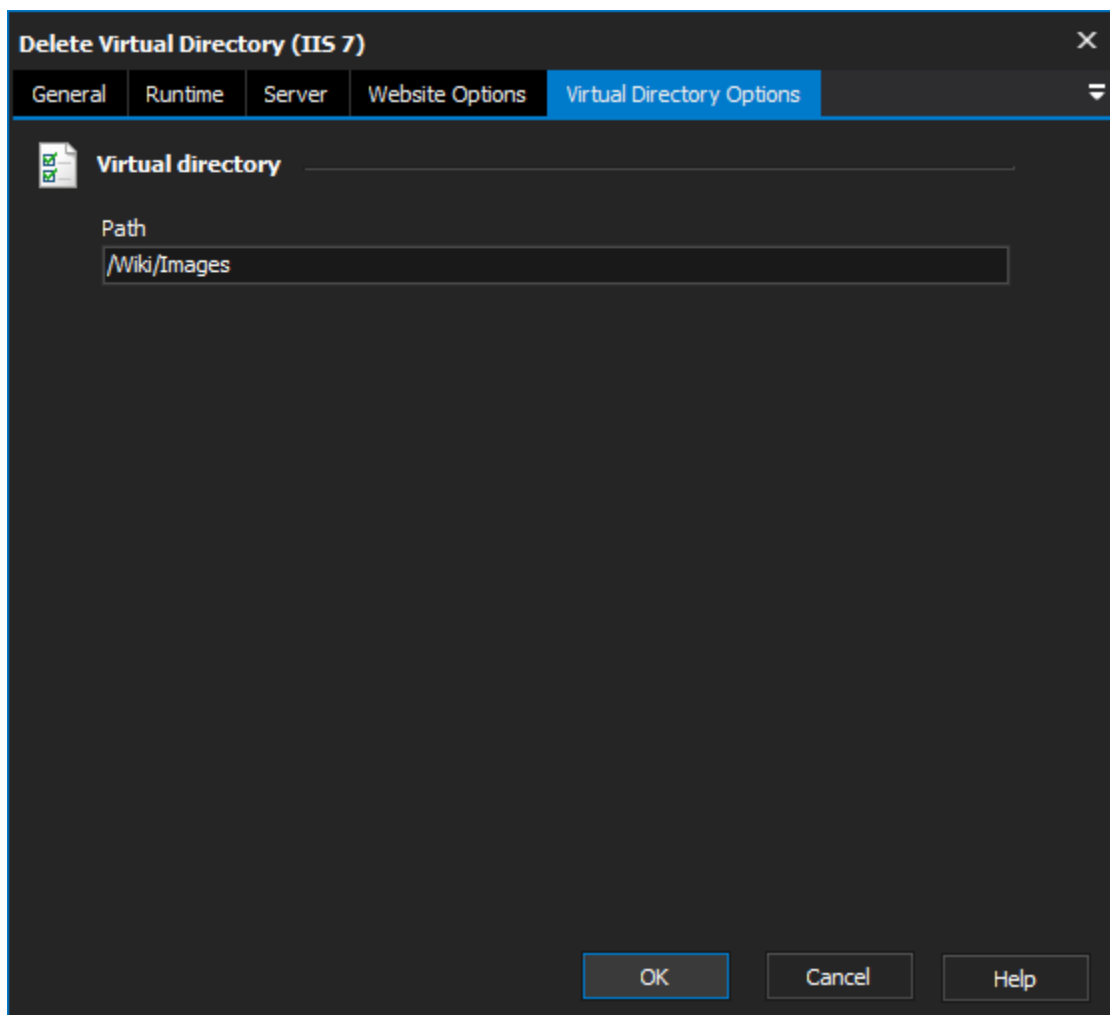
OK Cancel Help

Website

Website index

Website name

Virtual Directory Options



Virtual directory

Path

The path of the virtual directory that you wish to delete.