










# Switch Action

This action (along with the [Else](#) actions) provides a simple selector based on a simple case insensitive string comparison. The Case actions need to be child actions of the Switch action. When a case value matches the switch value the child actions of that Case action will be executed.

Below is an example using Switch, Case, and Else.

## General

Description	Enabled
 Enhanced Prompt for Variables [ - SwitchVar ]	<input checked="" type="checkbox"/>
▲  Switch [%SwitchVar%]	<input checked="" type="checkbox"/>
▲  Case [Case1]	<input checked="" type="checkbox"/>
 Ask Question [ Do you want to fail the build? ]	<input checked="" type="checkbox"/>
▲  Case [Case2]	<input checked="" type="checkbox"/>
 Beep [ Exclamation ]	<input checked="" type="checkbox"/>
▲  Else (Double-click to see comment)	<input checked="" type="checkbox"/>
 Put current date/time into variable TheDate, format: ddmmyyyy	<input checked="" type="checkbox"/>
 Done!	<input checked="" type="checkbox"/>

## Switch

Switch value

Allow blank value

## See Also

[Else Action](#)