



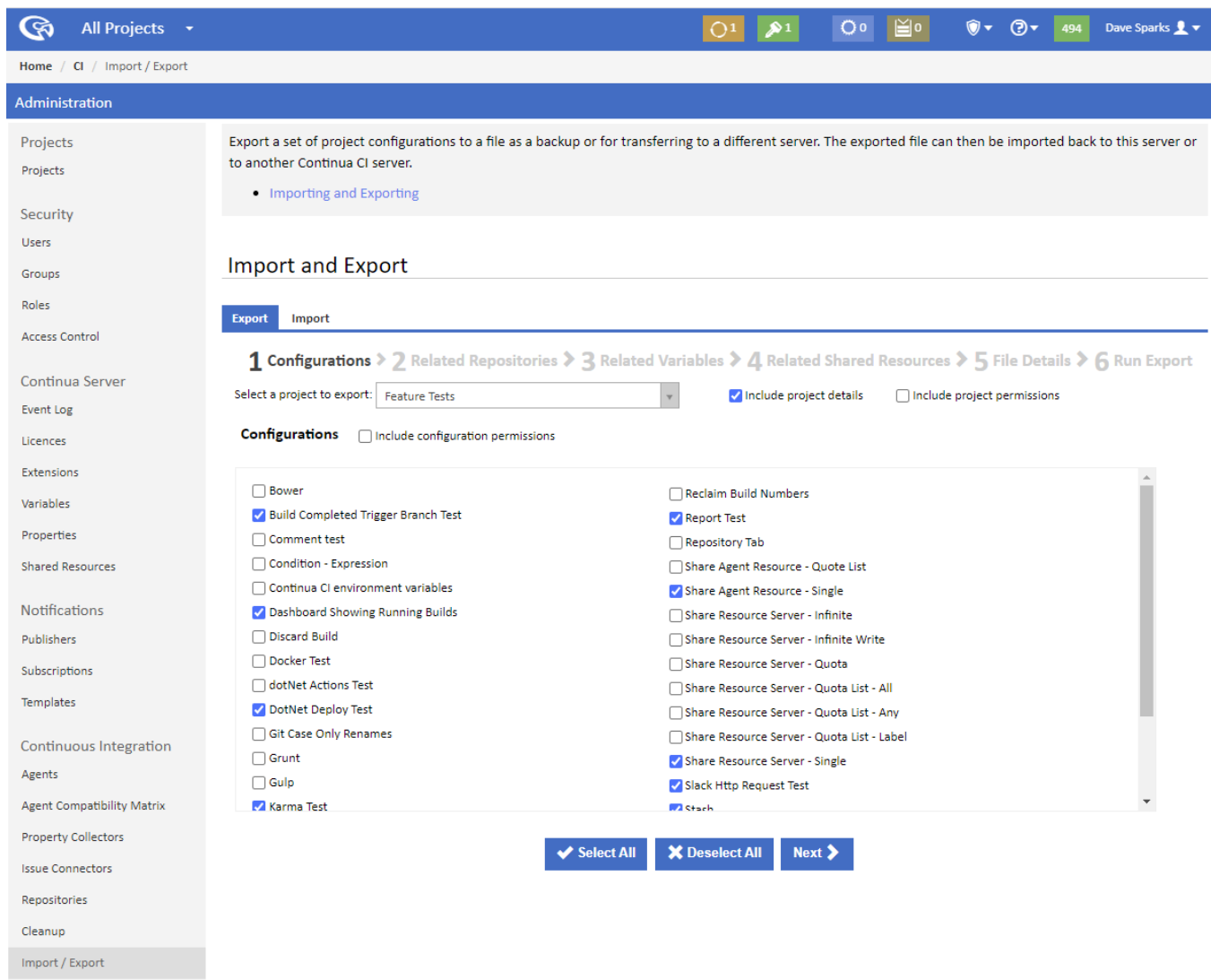
Importing and Exporting

 This feature is available from version 1.9.2

One or more project configurations can be exported to a YAML or JSON file for backup, versioning or migration to another server. The exported files can then be imported into the same or another Continua CI server. You can choose to import over existing configurations, or to import as a new configuration.

 Note that exporting projects and configurations is not a substitute of regular [database backups](#). Only items related directly to project and configurations are exported - other items such as properties, templates, subscriptions and notifications are not. Build history is also not exported.

The Import / Export functionality is accessible in the Continuous Integration section of the Administration area of Continua CI.



The screenshot shows the Continua CI Administration interface. The top navigation bar includes 'All Projects' and various system status icons. The left sidebar lists navigation options such as 'Projects', 'Security', 'Users', 'Groups', 'Roles', 'Access Control', 'Continua Server', 'Event Log', 'Licences', 'Extensions', 'Variables', 'Properties', 'Shared Resources', 'Notifications', 'Publishers', 'Subscriptions', 'Templates', 'Continuous Integration', 'Agents', 'Agent Compatibility Matrix', 'Property Collectors', 'Issue Connectors', 'Repositories', 'Cleanup', and 'Import / Export'. The main content area is titled 'Import and Export' and contains a description: 'Export a set of project configurations to a file as a backup or for transferring to a different server. The exported file can then be imported back to this server or to another Continua CI server.' Below this is a breadcrumb trail: '1 Configurations > 2 Related Repositories > 3 Related Variables > 4 Related Shared Resources > 5 File Details > 6 Run Export'. A dropdown menu shows 'Feature Tests' selected. There are checkboxes for 'Include project details' (checked) and 'Include project permissions' (unchecked). Under the 'Configurations' section, there is a checkbox for 'Include configuration permissions' (unchecked). A list of configurations is shown with checkboxes: 'Bower' (unchecked), 'Build Completed Trigger Branch Test' (checked), 'Comment test' (unchecked), 'Condition - Expression' (unchecked), 'Continua CI environment variables' (unchecked), 'Dashboard Showing Running Builds' (checked), 'Discard Build' (unchecked), 'Docker Test' (unchecked), 'dotNet Actions Test' (unchecked), 'DotNet Deploy Test' (checked), 'Git Case Only Renames' (unchecked), 'Grunt' (unchecked), 'Gulp' (unchecked), 'Karma Test' (checked), 'Reclaim Build Numbers' (unchecked), 'Report Test' (checked), 'Repository Tab' (unchecked), 'Share Agent Resource - Quote List' (unchecked), 'Share Agent Resource - Single' (checked), 'Share Resource Server - Infinite' (unchecked), 'Share Resource Server - Infinite Write' (unchecked), 'Share Resource Server - Quota' (unchecked), 'Share Resource Server - Quota List - All' (unchecked), 'Share Resource Server - Quota List - Any' (unchecked), 'Share Resource Server - Quota List - Label' (unchecked), 'Share Resource Server - Single' (checked), 'Slack Http Request Test' (checked), and 'Stack' (checked). At the bottom, there are three buttons: 'Select All', 'Deselect All', and 'Next'.

- [Exporting Project Configurations to File](#)
- [Importing Project Configurations From File](#)