

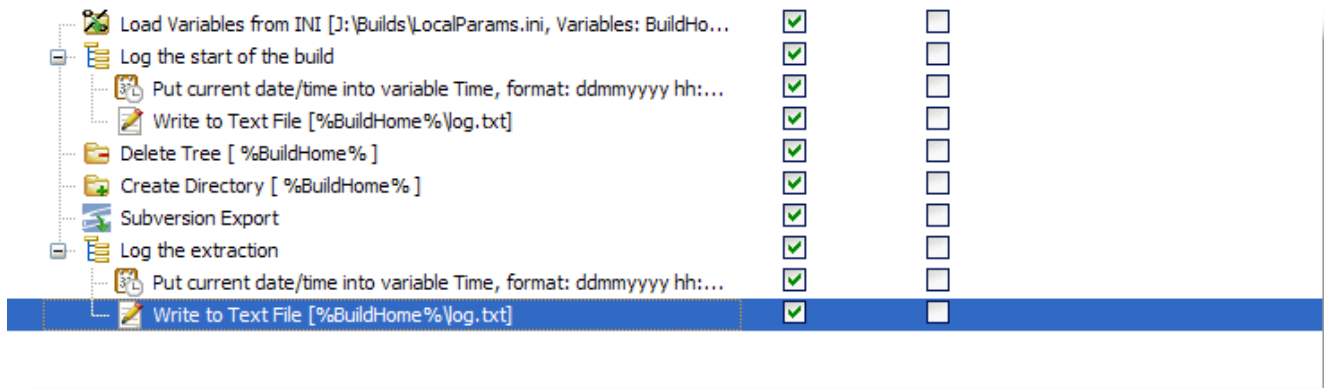
Reusing Logic

When you have come up with a useful sequence of actions, you may want to reuse it. Here are several methods, in increasing levels of sophistication.

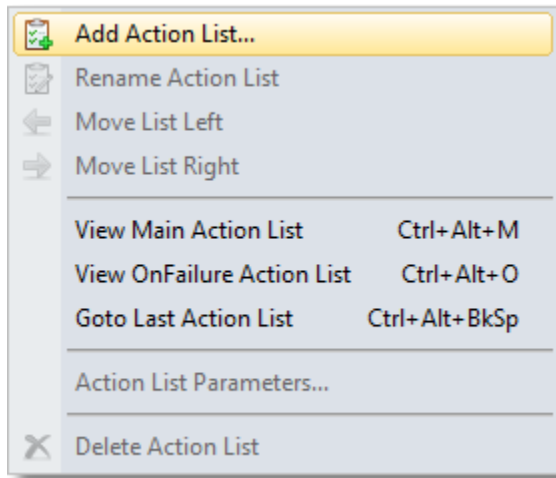
- [Targets](#)
- [External Targets](#)

Targets

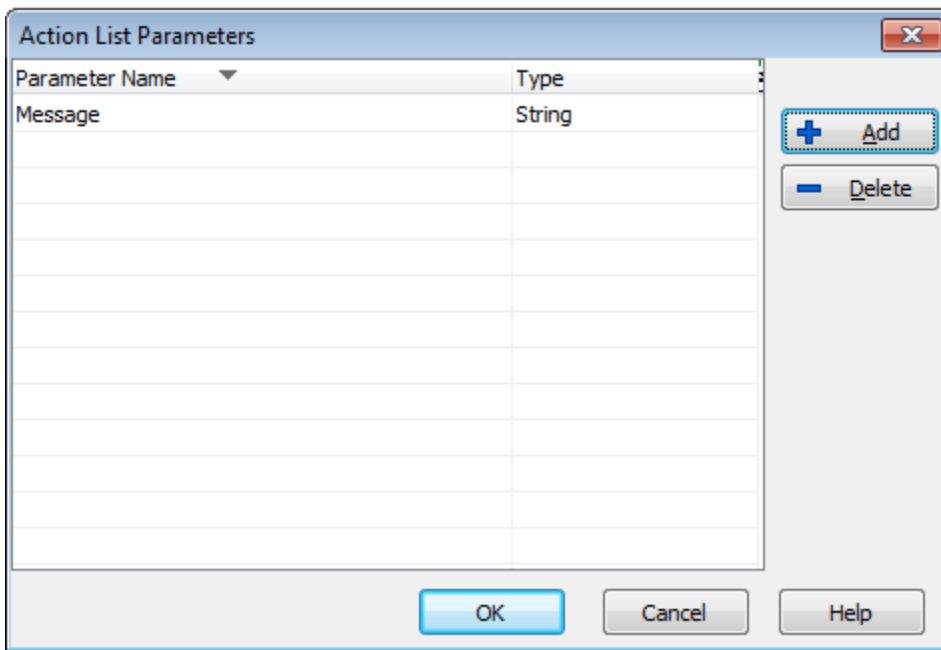
Let's take the example of a couple of actions used to log to an external log file with a date and time stamp. Before writing to the log with the [Get Date Time](#) action.



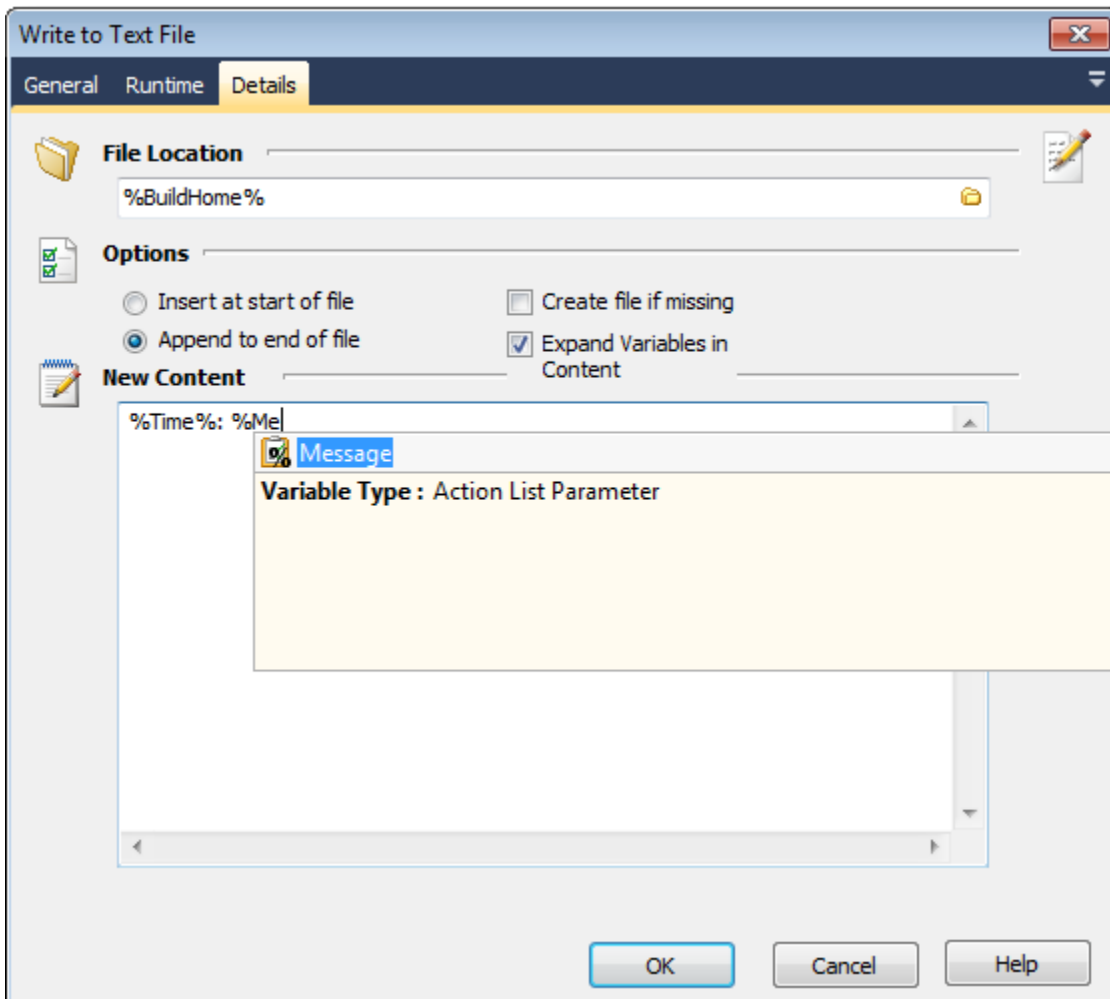
Here, the log actions have been copied. This is not ideal, as if we improve the logic later on, we'll have to edit all those actions. Instead, create a new Target, called Log:



Move the actions to the new Target. Now, create a parameter to contain the log message, by right clicking on the Target title.



Replace the hard-coded message in the "Write to Text File" action. Target parameters behave just like normal variables.



The Target now looks like this:

Description	Enabled	Ignore Failure	Status
Change author name	<input checked="" type="checkbox"/>	<input type="checkbox"/>	
Edit XML File [XML Doc: Compl...	<input checked="" type="checkbox"/>	<input type="checkbox"/>	
Remove all comments	<input checked="" type="checkbox"/>	<input type="checkbox"/>	
XML Node Iterator	<input checked="" type="checkbox"/>	<input type="checkbox"/>	
XML Delete Element/Attrib...	<input checked="" type="checkbox"/>	<input type="checkbox"/>	
Save document	<input checked="" type="checkbox"/>	<input type="checkbox"/>	
Save XML Document [Comple...	<input checked="" type="checkbox"/>	<input type="checkbox"/>	

Main OnFailure Log

The final step is to replace the original calls with [Run Target](#) actions.

Run Action List

General Runtime Options

Run Action List

Action List Log

Parameter	Type	Value
Message	String	Beginning build.

OK Cancel Help

The result is this:

Load Variables from INI [J:\Builds\LocalParams.ini, Variables: BuildHome]	<input checked="" type="checkbox"/>	<input type="checkbox"/>
Run Action List [Log]	<input checked="" type="checkbox"/>	
Delete Tree [%BuildHome%]	<input checked="" type="checkbox"/>	<input type="checkbox"/>
Create Directory [%BuildHome%]	<input checked="" type="checkbox"/>	<input type="checkbox"/>
Subversion Export	<input checked="" type="checkbox"/>	<input type="checkbox"/>
Run Action List [Log]	<input checked="" type="checkbox"/>	

External Targets

The next step in reusing action logic is to group these utility Targets into one project:

Description	Enabled	Ignore Failure	Status
Change author name	<input checked="" type="checkbox"/>	<input type="checkbox"/>	
Edit XML File [XML Doc: CompleteBoo...	<input checked="" type="checkbox"/>	<input type="checkbox"/>	
Remove all comments	<input checked="" type="checkbox"/>	<input type="checkbox"/>	
XML Node Iterator	<input checked="" type="checkbox"/>	<input type="checkbox"/>	
XML Delete Element/Attribute	<input checked="" type="checkbox"/>	<input type="checkbox"/>	
Save document	<input checked="" type="checkbox"/>	<input type="checkbox"/>	
Save XML Document [CompleteBook]	<input checked="" type="checkbox"/>	<input type="checkbox"/>	

Main
 OnFailure
 Log
 CheckSystem
 ReadConfig
 GenerateStatusReport

You can now call these Targets from any project.