

Repository Trigger



Before reading this page, it is highly recommended you read [the Triggers](#) page.

Repository triggers are used to trigger a configuration when a change is committed to a certain repository.

- [Repository Trigger Options](#)
 - [Repository](#)
 - [Quiet Period](#)
 - [Associate Changesets](#)
 - [Only notify users who caused the build](#)
- [Branch \(for branch-aware repositories\)](#)
 - [Trigger On](#)
 - [All branches](#)
 - [Default branch](#)
 - [Pattern matched branch](#)
 - [Skip commits previously built for this configuration](#)
 - [Skip commits previously built by this trigger](#)
- [Tags \(for tag-aware repositories\)](#)
 - [Trigger On](#)
 - [Don't trigger on tag changes](#)
 - [Tag changes for all tags](#)
 - [Trigger on new tags](#)
 - [Trigger on tag deletions](#)
 - [Trigger on tag movements](#)
 - [Include Tag changes made by ContinuaCI](#)
 - [Only Trigger on tag Changes](#)
 - [Tag changes for tags matching pattern](#)
 - [Tag Pattern](#)
 - [Trigger on new tags](#)
 - [Trigger on tag deletions](#)
 - [Trigger on tag movements](#)
 - [Include Tag changes made by ContinuaCI](#)
 - [Only Trigger on tag Changes](#)
- [File Filters \(for repositories which list files\)](#)
 - [Only trigger when files or folders are changed](#)
 - [File or Folder Change Types](#)
 - [File or Folder Patterns](#)
 - [Include](#)
 - [Exclude](#)
 - [Ignore case when matching file and folders](#)
- [Comment Filters](#)
 - [Comment Patterns](#)
 - [Include](#)
 - [Exclude](#)
 - [Ignore case when matching comment](#)

Repository Trigger Options

New Trigger

Trigger

Repository

Branch

Tags

File Filters

Comment Filters

Variables

Required Field

Repository

Quiet Period

Length of time that a build will wait on the queue accumulating changesets before starting. Set this to 0 if you want one build per changeset.

Associate Changesets

Which changesets to list on the Changes tab of the Build view for builds triggered by this trigger

Only notify users who caused the build

Save

Cancel

Help

Repository

The repository related to this trigger (these are presented on the 'Repositories' tab).

Quiet Period

When a changeset is detected on the selected repository, a build is created and put in the **Build Queued state**. It waits in a queued state until the quiet period expires. While in the quiet period, additional commits to the repository will not trigger new builds, however these new changesets will be added to the build that is currently in the quiet period.

This feature is particularly useful when you want to group a set of quickly committed changes into a single build.

The Quiet Period can be specified in minutes or seconds and defaults to 5 minutes.

Associate Changesets

Identifies which Changesets should be associated with this build (relevant for all other non-triggering repositories). Non-triggering repositories are all repositories linked to the current configuration, that did not activate this triggering.

There are two options for associate Changesets:

- **Latest:** This will only link the latest Changeset to the build.
- **All since last successful build:** This will add all the changesets that have occurred in all repositories since the last successful build.

For example, Lets assume my configuration is linked to a repository called **myNonTriggeringRepository** and this repository is not linked to a repository trigger. Since the last time a build was executed successfully, I have made the following check-ins:

- Fixed deadlock bug. issue #3199.
- Minor UI fixes
- fixed show stopper bug #544

With these check-ins, lets assume that **Fixed annoying deadlock bug. issue #3199** is the latest check-in to be made.

On my configuration I have a second repository called **myTriggeringRepo** which has a repository trigger that will execute a build every time a check-in is made to **myTriggeringRepo**.

What I have selected for **Associate Changesets** will change the latest changesets that I will see associated with my builds.

For this example, a build is triggered by a change being detected in **myTriggeringRepo**. Once the build has finished running, if I check the latest changes made in **myNonTriggeringRepository**, I will see the following check-ins:

- **With Associate Changesets set to 'Latest':** Fixed deadlock bug. issue #3199.
- **With Associate Changesets set to 'All since last successful build':** Fixed deadlock bug. issue #3199, Minor UI fixes, fixed show stopper bug #544.

Only notify users who caused the build




Tick this to restrict any [notifications](#), due to subscriptions on builds started by this trigger, only to the users who committed changes to the triggering repository which are associated with the build.

Branch (for branch-aware repositories)

New Trigger

Trigger Repository **Branch** Tags File Filters Comment Filters Variables

Trigger On Required Field

 Save  Cancel  Help

Trigger On

For branch-aware repositories, this option allows you to further refine the branches to observe as part of this trigger. The options available are:

- All branches
- Default branch (as specified within the repository options page)
- Pattern matched branches

All branches

When this option is selected, the trigger will start a build if any changes are made to any branch.

Trigger On

Default branch

When this option is selected, the trigger will start a build if a change was made to the repository's default branch. The default branch is specified within the [Repository Options](#), can be overridden in the [Configuration Repository Branch Mappings](#) or the trigger [Branch Mappings](#) .

Trigger On

Default branch

Pattern matched branch

When this option is selected, the trigger will start a build when a change is made to a branch and the full branch path matches the regular expression you supply.

The regular expression entered in the screen shot below is `^feature-.*`. This will match any branch in a Git or Mercurial repository that starts with **feature-**.

Trigger On

Branch Pattern

Regular expression to determine which branches trigger a build.

Note that the regular expression matches against the full branch path which depends on the repository type as follows:

Git and Mercurial:	branchname
TFS and Plastic SCM:	/branchname
Subversion:	/branches/branchfolder/

So the pattern in the above example would be `^/feature-.*` for TFS and Plastic SCM and `^/branches/feature-.*` for Subversion.

Skip commits previously built for this configuration

Commits which have already been built on one branch may appear on a new branch after a merge. This option can be used to prevent this trigger starting a duplicate build for a commit previously built as a result of any trigger or manual build on this configuration.

Skip commits previously built by this trigger

Visible only if the '**Skip commits previously built for this configuration**' checkbox is **not** ticked.

Commits which have already been built on one branch may appear on a new branch after a merge. This option can be used to prevent this trigger starting more than one build for the same commit.




Tags (for tag-aware repositories)

New Trigger

Trigger Repository Branch **Tags** File Filters Comment Filters Variables

Trigger On Required Field

Dont trigger on tag changes ▼

 Save  Cancel  Help

Trigger On

Determines how to treat tag changes. Options here include:

- Don't trigger on tag changes
- Tag changes for all tags
- Tag changes for tags matching pattern.

Don't trigger on tag changes

Do not trigger when a tag change is detected.

Tag changes for all tags

When this option is selected, a page of additional options will appear. If at least one of the conditions is met, a build will be initiated. Please note the tag detection must also be enabled in the settings for the selected repository.

New Trigger

Trigger
Repository
Branch
Tags
File Filters
Comment Filters
Variables

Required Field

Trigger On Tag changes for all tags ▼

Trigger on new tags

Trigger on tag deletions

Trigger on tag movements

Include tag changes made by Continua CI
 Tick to include any of the above tag changes which are made by ContinuaCI event handlers. To avoid circular dependencies, tag changes made by the current configuration are ignored.

Build tagged changeset
 If tag is new or updated, build the tagged changeset instead of the latest changeset. If triggering on a tag deletion, this will be ignored and the latest changeset will be built

Only trigger on tag changes
 Tick this to ignore changesets which are not the result of a tag change

Save
Cancel
Help

Trigger on new tags

When a new tag is detected, a new build will be triggered .

Trigger on tag deletions

When a tag is deleted, a new build will be triggered.

Trigger on tag movements

When a tag is moved from one changeset to another, a new build will be triggered.

Include Tag changes made by ContinuaCI

Tags can be manipulated by the Continua system itself (for example by an Event Handler). If tag changes of this nature should trigger a build, select this option. Please note that the options above (eg trigger on new tags) will be taken into account. For example if the 'Trigger on new tags' option was selected as well as the 'Trigger on tag changes made by Continua CI', then new tags made by the Continua system user will trigger a build. Tag changes made by the Continua user are ignored by default.

Only Trigger on tag Changes

Ignore changesets which are not the result of a tag change.

Tag changes for tags matching pattern

When this option is selected, a page of additional options will appear. If at least one of the conditions is met, a build will be initiated. Please note the tag detection must also be enabled in the settings for the selected repository.

New Trigger

- Trigger
- Repository
- Branch
- Tags**
- File Filters
- Comment Filters
- Variables

Required Field

Trigger On

Tag Pattern

Regular expression to determine which tags trigger a build.

- Trigger on new tags
- Trigger on tag deletions
- Trigger on tag movements
- Include tag changes made by Continua CI
Tick to include any of the above tag changes which are made by ContinuaCI event handlers. To avoid circular dependencies, tag changes made by the current configuration are ignored.
- Build tagged changeset
If tag is new or updated, build the tagged changeset instead of the latest changeset. If triggering on a tag deletion, this will be ignored and the latest changeset will be built
- Only trigger on tag changes
Tick this to ignore changesets which are not the result of a tag change

Save Cancel Help

Tag Pattern

A regular expression pattern defining which tags to consider

Trigger on new tags

When a new tag is detected, a new build will be triggered .

Trigger on tag deletions

When a tag is deleted, a new build will be triggered.

Trigger on tag movements

When a tag is moved from one changeset to another, a new build will be triggered.

Include Tag changes made by ContinuaCI

Tags can be manipulated by the Continua system itself (for example by an Event Handler). If tag changes of this nature should trigger a build, select this option. Please note that the options above (eg trigger on new tags) will be taken into account. For example if the 'Trigger on new tags' option was selected as well as the 'Trigger on tag changes made by Continua CI', then new tags made by the Continua system user will trigger a build. Tag changes made by the Continua user are ignored by default.

Only Trigger on tag Changes

Ignore changesets which are not the result of a tag change.

File Filters (for repositories which list files)

The screenshot shows the 'New Trigger' configuration window with the 'File Filters' tab selected. The window has a blue header and a navigation bar with tabs: Trigger, Repository, Branch, Tags, File Filters, Comment Filters, and Variables. A 'Required Field' indicator is present in the top right. A checkbox labeled 'Only trigger when files or folders are changed.' is checked, with a help icon. Below it is the text 'Tick to show more file/folder filtering options.' A section titled 'File or Folder Patterns' contains a note: 'Note that the exclude patterns override any include patterns'. Under 'Exclude', there is a text input field containing 'List of regular expressions' and a help icon. Below the input field is the text 'Exclude changesets which contain paths which match ANY of these regular expressions.' Under 'Exclude Where', there is a dropdown menu with the selected option 'All file and folder paths match exclude patterns'. At the bottom, there is a checkbox labeled 'Ignore case when matching files and folders'. At the bottom right, there are three buttons: 'Save', 'Cancel', and 'Help'.

Only trigger when files or folders are changed

Tick this checkbox to ignore changesets which do not include file or folder changes. Depending on the repository type, this will exclude changesets which are due only to property changes, tagging or branching. Note that some repository types only record file not folder changes.

When this checkbox is ticked additional options will be revealed.

New Trigger

Trigger
Repository
Branch
Tags
File Filters
Comment Filters
Variables

Required Field

Only trigger when files or folders are changed. ?
 Tick to show more file/folder filtering options.

File or Folder Change Types

 Added Deleted Modified Moved Unknown
 Only changesets containing file or folder changes of these types will trigger a build

File or Folder Patterns Note that the exclude patterns override any include patterns

Include

List of regular expressions

? ✔

Only changesets containing paths which match ANY of these regular expressions will trigger a build.

Exclude

List of regular expressions

? ✔

Exclude changesets which contain paths which match ANY of these regular expressions.

Exclude Where

All file and folder paths match exclude patterns ▼

 Ignore case when matching files and folders

Save

Cancel

Help

File or Folder Change Types

Use these checkboxes to restrict the types of file or folder change which will trigger a build. A changeset must include at least one file or folder change of one of these types to trigger a build

File or Folder Patterns

You can use **Include** and **Exclude** patterns to further restrict the changesets which trigger a build to those containing (or not containing) changes to certain files or folders.

Note: Exclude patterns override include patterns.

Include

One regular expression per line. A changeset must contain at least one file (or folder) change with a path which which matches any of the specified regular expressions to trigger a build.

Exclude

One regular expression per line. The behaviour of exclude patterns depends on the value selected for the Exclude Where dropdown list as follows:

All files or folders match exclude patterns: A changeset will not trigger a build if the paths of ALL file changes match any of the specified regular expressions.

Any files or folders match exclude patterns: A changeset will not trigger a build if the path of ANY of the file (or folder) changes matches any of the specified regular expressions.

Ignore case when matching file and folders

Tick this if to match file and folder paths independent of the character case

Comment Filters



New Trigger



- Trigger
- Repository
- Branch
- Tags
- File Filters
- Comment Filters**
- Variables

Required Field


Comment Patterns


Note that the exclude pattern overrides any include pattern


Include  
Only changesets with comments which match this regular expression will trigger a build.

Exclude  
Changesets with comments which match this regular expression will NOT trigger a build.

Ignore case when matching comment

 Save

 Cancel

 Help

Comment Patterns

You can use **Include** and **Exclude** patterns to further restrict the changesets which trigger a build to those containing (or not containing) specified comments. Note that exclude patterns override include patterns.

Include

A changeset comment must match the specified regular expression to trigger a build.

Exclude

A changeset will not trigger a build if its comment matches the specified regular expression.

Ignore case when matching comment

Tick this if to match comments independent of the character case