

If and Else Actions

The If and Else actions work hand in hand as expected. The If action uses Continua Conditions just like the [While action](#), [Agent Requirements](#), [Stage Gates](#) and [Configuration Conditions](#). If the condition evaluates to true then the children of the If action are executed, otherwise the children of the Else action are executed if an Else action exists.

Note: The Else action is optional.

If Action

If Action

If

Comments

Required Field

Name

If [" "]

☒ Enabled

Left

Operator

Exists

Validate

Save

Cancel

Help

Name

A friendly name for this action (will be displayed in the [actions workflow area](#)).

Enabled

Determines if this action will be run within the relevant stage.

Left

Left value in condition expression.

Operator

Operator to be applied to left and right values of expression.

Right

Right value in condition expression.

Case-sensitive text comparison

Tick this to ensure that the case of string values on both sides must be compared when evaluating the expression.

Else Action

Else Action

Else

Comments

Required Field

Name

Else

☒ Enabled

✓ Validate

Save

Cancel

Help

Name

A friendly name for this action (will be displayed in the [actions workflow area](#)).

Enabled

Determines if this action will be run within the relevant stage.

Example

Using the If and Else actions, you can create a work flow that can handle a scenario where you want to execute a different set of actions on a certain day of the month. In this example, I have setup the If action so it will evaluate to true when it's the 15th of any month according to the Agent's clock.

If Action

If

Comments

Required Field


Name

If ['\$Agent.Now.Day\$' Equals '15']

☒ Enabled

Left

\$Agent.Now.Day\$




Operator

Equals

▼

Right

15



☐ Case-sensitive text comparison





✓ Validate

Save

Cancel

Help

I have then placed a [Delay action](#) as a child of the If action, inserted an Else action and placed an [Execute Program action](#) as a child of the Else action. The effect is, if it's the 15th day of the month then the work flow will delay for 60 seconds, otherwise it will execute a program which I specified in the Execute Program action. Here's what the final work flow looks like.

Enabled	Action	Name
✓	 If	If ['\$Utils.GetDate().Day\$' Equals '15']
✓	 Delay	Delay [60s]
✓	 Else	Else
✓	 Execute Program	Execute Program [C:\bin\My app.exe]