


Repository User Mappings

 Before reading this page, it is highly recommended you read the [Repositories](#) page.

- [What are Repository User Mappings?](#)
- [View Your Mappings](#)
- [Default Mappings](#)
 - [Editing Default Mappings](#)
- [Custom Mappings](#)
- [Creating & Editing Mappings](#)
 - [Repository](#)
 - [Username](#)

What are Repository User Mappings?





Repository user mappings are used to map the user names used in your Version Control Systems (VCS) to a Continua user account. This means that any VCS checkins/commits made by a user will also be linked to their Continua account.

Once a link has been created between a user and a VCS, users can check their own changes through the [My Changes](#) page.

Note that user mappings are not retroactive in that they will only affect future checkins. Checkins that have already been registered in Continua will not change.

There are two types of user mappings:

- **Default Mappings:** These mappings are created automatically for every type of VCS and they try to map a Continua user's username to the user name used in your VCS.
- **Custom Mappings:** These mappings need to be created manually and they link to a specific repository.

 All Projects ▾  0 Adam Seselja 

Home / CI / Repository User Mappings

Repository User Mapping

User Preferences

- Preferences
- Subscriptions
- Private Messages
- My Changes
- Repository User Mapping**

Link your Continua account to your various version control systems. This allows any changesets you have made to be correctly linked within Continua.

- [Repository User Mapping Guide](#)

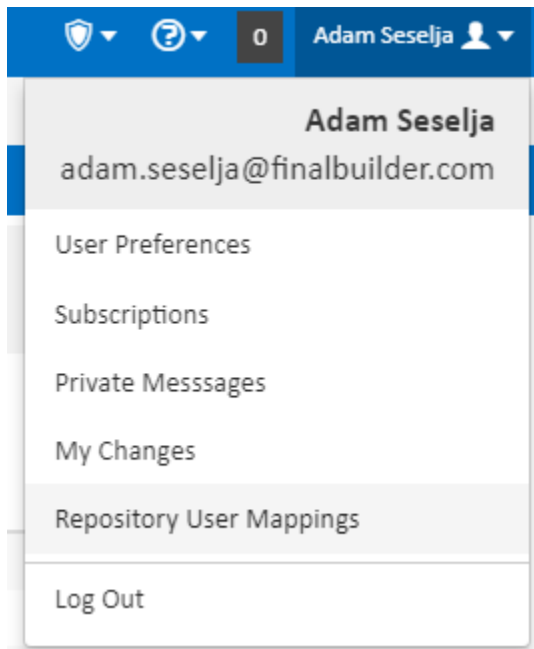
Repository User Mapping [\[Create\]](#)

Repository Type	Repository	Username	
Bazaar	Default *	adam.seselja@office.vsoft.local	[Edit]
File System	Default *	adam.seselja@office.vsoft.local	[Edit]
Git	Default *	adam.seselja@office.vsoft.local	[Edit]
Mercurial	Default *	adam.seselja@office.vsoft.local	[Edit]
Perforce	Default *	adam.seselja@office.vsoft.local	[Edit]
PlasticSCM	Default *	adam.seselja@office.vsoft.local	[Edit]
Subversion	Default *	adam.seselja@office.vsoft.local	[Edit]
Surround SCM	Default *	adam.seselja@office.vsoft.local	[Edit]
Team Foundation Server	Default *	adam.seselja@office.vsoft.local	[Edit]
Vault	Default *	adam.seselja@office.vsoft.local	[Edit]

* - Default mapping for repositories of this type when no mapping has been created for a repository.

View Your Mappings

A user's repository user mappings can be created and edited on the Repository User Mappings page which is located under the current users account.



Default Mappings

Default mappings are created automatically for every user and they link the current user to the various types of VCSs. Default mappings do not point to particular [repositories](#) but rather to all repositories of a particular type (i.e. Mercurial, Git, Subversion, etc).

By default, these mappings attempt to link the Continua user's account to VCSs with the Continua username. However, these can be changed so that they look for a different name in the VCS.

Default mappings cannot be deleted.

Editing Default Mappings

When editing a default mapping you can only change the **Username** property.

A screenshot of the 'Edit Mapping' form. The form has a blue header with the text 'Edit Mapping'. Below the header is a white input field with the label 'Username' and the value 'davem@office.vsoft.local'. To the right of the input field is a vertical orange line and the text 'Required Field'. At the bottom of the form are three buttons: 'Save' (with a floppy disk icon), 'Cancel' (with an 'X' icon), and 'Help' (with a question mark icon).

Custom Mappings

Repository user mappings can be created for a particular repository. Custom mappings work in the exact same way as the default mappings, however custom mappings are only **linked to one specific repository**.

Custom mappings can be deleted and modified.

Creating & Editing Mappings

Both default mappings and custom mappings can be edited on the Repository User Mappings page.


Note: Only custom mappings can be created.


New Mapping


Repository

Username

Required Field

 Save

 Cancel

 Help

Repository

This property specifies which repository this mapping refers to.

Note: This property is not shown for default mappings.

Username

The **VCS username** that Continua will match against the current user. If this username is matched against a VCS username then those changesets and checkins will be linked to the current user.