

# FinalBuilder Action



The FinalBuilder action in Continua is a wrapper around the FBCMD.EXE command line. If you're having trouble using the FinalBuilder action, please refer to the [Command Line Reference](#).

## FinalBuilder

**FinalBuilder Action**

**FinalBuilder** Variables Options Environment Comments

Required Field

Name

FinalBuilder []

☒ Enabled

Project File

\$Source.MyRepository\$\build\fb\_script.fbz7

...

GV

The path and file name of the FinalBuilder project file. It's highly recommended that your FinalBuilder project file is stored in a repository that is connected to this Configuration.

☐ Validate FinalBuilder project before running. [-validate]

Targets

compile;resources;deploy

GV

A list of Targets to run from the FinalBuilder project. Leaving this blank will cause the Default Target to be used. Separate targets by a semicolon. [-targets]

Log Export File

\$Workspace\$\Logs\log.html

GV

Path to file for exporting the FinalBuilder log at the end of the build. The format of the log file will be determined by the file extension. Valid file extensions are .xml, .html or .txt. [-exportlog]

Using

FinalBuilder.8

▼

☒ Validate

Save

Cancel

Help

### Name

A friendly name for this action (will be displayed in the [actions workflow area](#)).

### Enabled

Determines if this action will be run within the relevant stage.

### Project File

The path and file name of the FinalBuilder project file. **It's highly recommended** you put your project file in a repository and assign that repository to the Configuration. The reason for doing this is that the project file needs to be made available on the agent where the stage/action runs.

### Validate FinalBuilder project before running

Ticking this sends the -vp parameter to FinalBuilder to validate the project file before execution.

### Targets

List of project targets to run. Multiple targets can be separated with semi-colons. Leave blank to run the default project target. [-targets:]

### Log Export File

Path to a file to export the FinalBuilder log to. The format of the log file is determined by the file extension. Valid file extensions are .xml, .html and .txt. [-exportlog]

### Using

The Using drop down is populated with any property collector whose namespace matches the pattern defined by the FinalBuilder action. The pattern for this action is `FinalBuilder\..*`

If you create a property collector for this action, make sure you select the **Path Finder Plugin** type and give it a name that will match the pattern above in blue. Example names listed [here](#), search the table's Plugin column for "FinalBuilder".

For more in-depth explanations on property collectors see [Property Collectors](#).

Alternatively, you can select the **Custom** option from the Using drop down list and specify a path in the resulting input field that will be displayed. Please read [Why it's a good idea to use a property collector](#) before using this option.

## Variables

FinalBuilder Action

FinalBuilder

Variables

Options

Environment

Comments

Required Field

☐

Automatically apply Continua CI variable values to matching FinalBuilder variables.  
Note that any variables specified below will override values that are set automatically.

☐

Save sensitive variable values to context XML file for use by FinalBuilder.

Variables

variable\_name=variable\_value

A list of variable values to pass to the FinalBuilder command line. [-variables]

Validate

Save

Cancel

Help

### Automatically apply Continua CI variable values to matching FinalBuilder variables.

Tick this to automatically set any FinalBuilder variable to the value of any Continua CI build variables with the same name.

### Save sensitive variable values to context XML file for use by FinalBuilder.

Tick this to write all variables to an XML file which is read by FinalBuilder and then deleted. By default the values for variables marked as sensitive are masked with asterisks. If this option is ticked then all variable values are stored as plain text.

### Variables

Enter a list of variables to pass to FinalBuilder. [-variables:]

The input field takes variables in the format: **name=value**. Some general values that you might want to pass in include:

```
WORKSPACE=$Workspace$
SOURCE=$Source.<my_repository>$\Source
OUTPUT_FOLDER=$Workspace$\Output
MAJOR_VERSION=$Build.Version.Default.Major$
MINOR_VERSION=$Build.Version.Default.Minor$
RELEASE_VERSION=$Build.Version.Default.Revision$
BUILD_VERSION=$Build.Version.Default.Build$
```

Not that values set here will override any values that are set automatically.

## Options

**FinalBuilder Action**

FinalBuilder

Variables

**Options**

Environment

Comments

Required Field


Timeout (in seconds)


0


How long to wait for the FinalBuilder project to finish running before timing out. Leaving this blank (or zero) will default to 86400 seconds (24 hours).


☐ Treat failure as warning  
Tick to continue build on failure marking the action with a warning status.

☐ Ignore warnings

 **Validate**

 **Save**

 **Cancel**

 **Help**

### Timeout (in seconds)

How long to wait for the FinalBuilder project to finish running before timing out. Leaving this blank (or zero) will default to 86400 seconds (24 hours).

### Treat failure as warning

Tick to continue build on failure marking the action with a warning status.

### Ignore warnings

If this is ticked, any warnings logged will not mark the action with a warning status.

## Environment

FinalBuilder Action

FinalBuilder

Variables

Options

Environment

Comments

Environment Variables

Required Field

variable\_name=variable\_value

Specify one name & value pair per line.

☒ Log environment variables

☐ Generate system environment variables

Tick this to set new environment variables prefixed with 'ContinuaCI.' for system objects and variables.

✓ Validate

Save

Cancel

Help

## Environment Variables

Multiple environment variables can be defined - one per line. These are set before the command line is run.

### Log environment variables

If this is ticked, environment variable values are written to the build log.

### Generate system environment variables

Tick this checkbox to set up a list of new environment variables prefixed with 'ContinuaCI.' for all current system expression objects and variables.

### Mask sensitive variable values in system environment variables

This checkbox is visible only if the 'Generate system environment variables' checkbox is ticked.

If this is ticked, the values of any variables marked as sensitive will be masked with \*\*\*\* when setting system environment variables. Clear this to expose the values.